
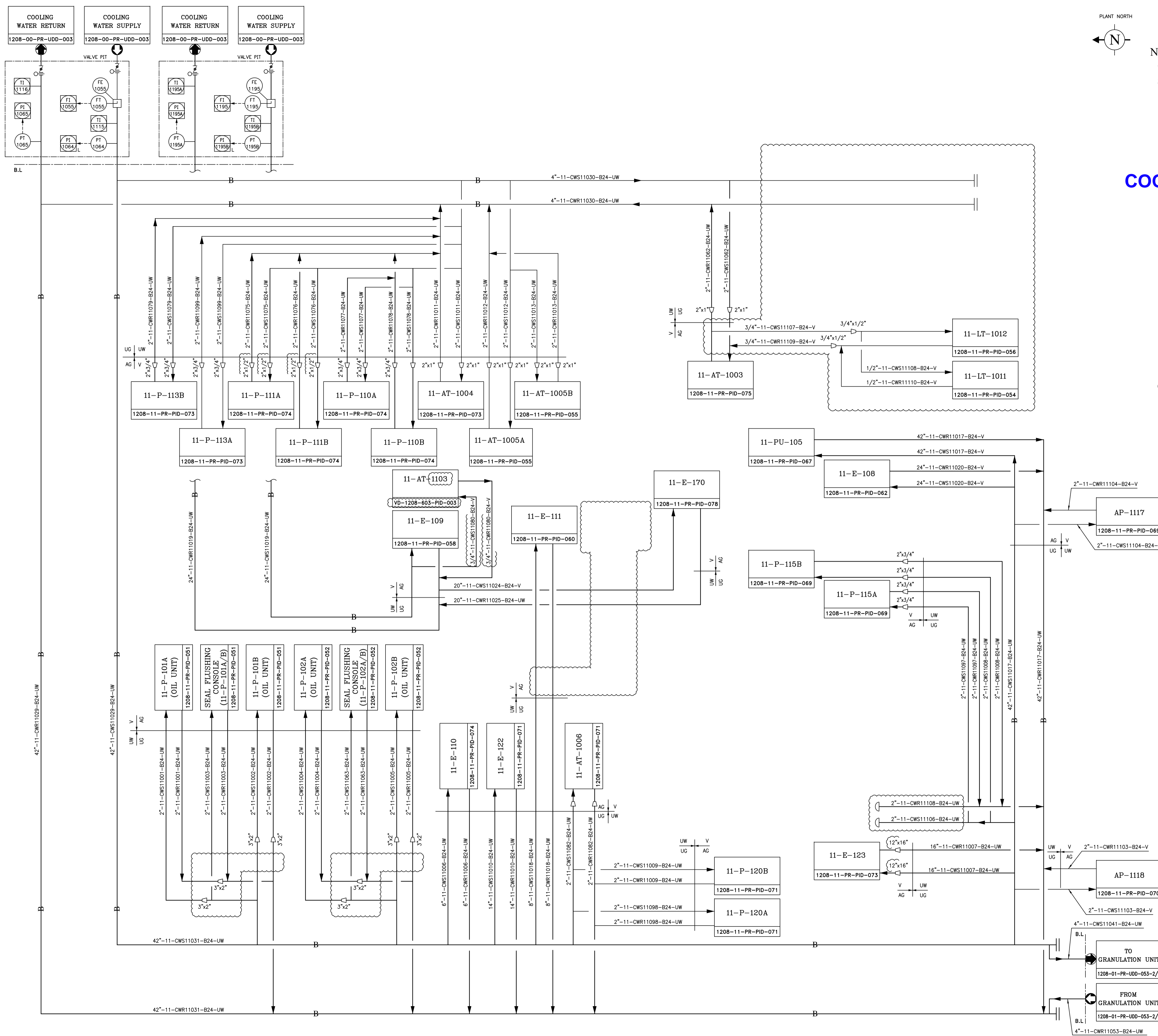


- NOTES:
- 1- DELETED.
 - 2- DELETED.
 - 3- ALL INSTRUMENTS IN THIS PAGE HAVE PREFIX NO. OF 11. FOR EXAMPLE 11-AT-1004.
 - 4- ALL LINES SHOWN WITH "B" ARE BURIED.

COOLING WATER DISTRIBUTION



DE	INT	AFC	
Eng. Phase	Purpose of Distribution (POD)	Purpose of Issue (POI)	Owner's Action

THIS DOCUMENT IS THE PROPERTY OF HFC. IT IS CONFIDENTIAL AND ALL RIGHTS RESERVED. NEITHER THE WHOLE NOR PART OF THIS DOCUMENT MAY BE DISCLOSED TO ANY THIRD PARTY, REPRODUCED, STORED IN ANY RETRIEVAL SYSTEM OR TRANSMITTED IN ANY FORM OR BY ANY MEANS WITHOUT THE PRIOR WRITTEN CONSENT OF HFC.

REV.	ISSUE DATE	DESCRIPTION	PREPARED BY	CHECKED BY	APPROVED BY	PROJECT
3A	29.08.2023	INTERNAL ISSUE	P.Kiani	A.Azma	A.Azma	M.Saremi
02	10.06.2023	APPROVED FOR CONSTRUCTION	P.Kiani	A.Azma	A.Azma	M.Saremi
01	25.09.2021	APPROVED FOR CONSTRUCTION (WITH HOLD)	M.Fakhras	A.Azma	A.Azma	M.Saremi
00	24.10.2018	ISSUED FOR ENGINEERING	F.Mirzaki	A.Azma	A.Azma	M.Saremi

OWNER:

MC:

EPCC CONTRACTOR:

PROJECT: HENGAM FERTILIZER PROJECT

TITLE: UTILITY DISTRIBUTION DIAGRAM COOLING WATER SYSTEM FOR UREA PLANT

SCALE: N.T.S

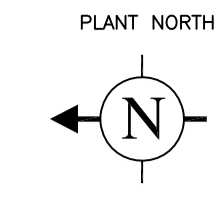
OWNER PROJECT NO.: NA

DWG. NO.: 1208-01-PR-UDD-053

REV. SIZE: 3A A2

PIDEC PROJECT NO.: 1208


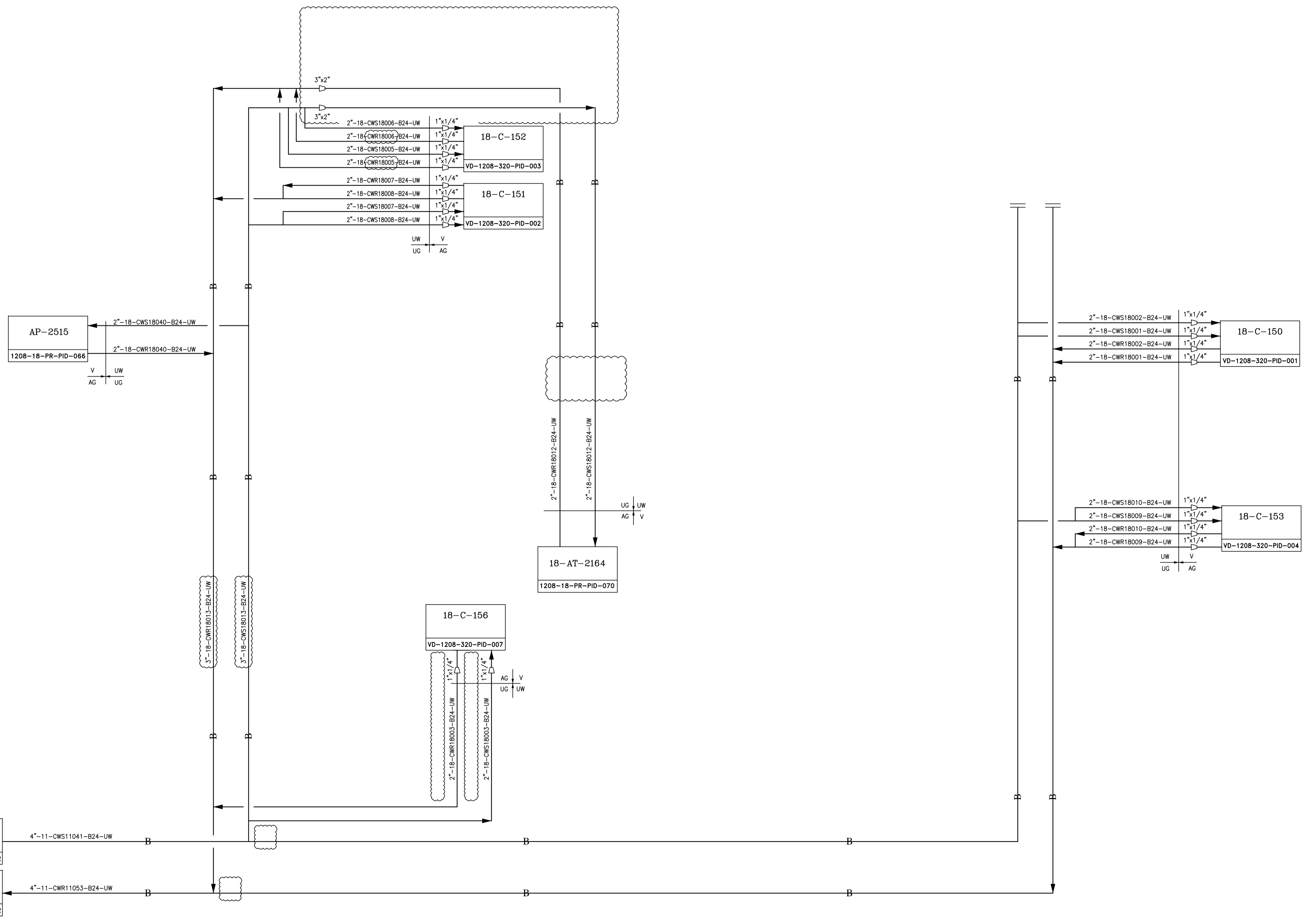
1 OF 2



REFERENCE DRAWING	DWG. NO.
SYMBOLS AND LEGEND	1208-01-PR-PID-051

- NOTES:
- 1- ALL LINES SHOWN WITH "B" ARE BURIED.
 - 2- ALL INSTRUMENTS IN THIS PAGE HAVE PREFIX NO. OF 18. FOR EXAMPLE 18-T-2164.

COOLING WATER DISTRIBUTION



DE	INT	AFC	-
Eng. Phase	Purpose of Distribution (POD)	Purpose of Issue (POI)	Owner's Action

REV.	ISSUE DATE	DESCRIPTION	PREPARED BY	CHECKED BY	APPROVED BY	PROJECT
3A	29.08.2023	INTERNAL ISSUE	P.Kiani	A.Azma	A.Azma	M.Saremi
02	10.06.2023	APPROVED FOR CONSTRUCTION	P.Kiani	A.Azma	A.Azma	M.Saremi
01	25.09.2021	APPROVED FOR CONSTRUCTION (WITH HOLD)	M.Fakhraei	A.Azma	A.Azma	M.Saremi
00	24.10.2018	ISSUED FOR ENGINEERING	F.Mirzai	A.Azma	A.Azma	M.Saremi

OWNER:

MC:

EPCC CONTRACTOR:

PROJECT: HENGAM FERTILIZER PROJECT

TITLE: UTILITY DISTRIBUTION DIAGRAM
COOLING WATER SYSTEM FOR UREA PLANT

SCALE: N.T.S	OWNER PROJECT NO.: NA	DWG. NO.: 1208-01-PR-UDD-053	REV. 3A	SIZE: A2
SHT.: 2 OF 2	PIDEC PROJECT NO.: 1208			

THIS DOCUMENT IS THE PROPERTY OF HFC. IT IS CONFIDENTIAL AND ALL RIGHTS RESERVED. NEITHER THE WHOLE NOR PART OF THIS DOCUMENT MAY BE DISCLOSED TO ANY THIRD PARTY. REPRODUCED, STORED IN ANY RETRIEVAL SYSTEM OR TRANSMITTED IN ANY FORM OR BY ANY MEANS WITHOUT THE PRIOR WRITTEN CONSENT OF HFC.